

# HEALTHFX

## HEALTH CO-BENEFITS OF GREEN BUILDINGS

### THE IMPACT

COMPARED TO "CONVENTIONAL COMMERCIAL BUILDINGS,"<sup>1</sup> THE GREEN-CERTIFIED BUILDINGS STUDIED SAVED

**\$7.5B**  
IN ENERGY COSTS<sup>2</sup>


PLUS AN ADDITIONAL

**\$5.8B**

IN COMBINED HEALTH AND CLIMATE BENEFITS:

**\$1.4B**  
FROM AVERTING NEGATIVE IMPACTS OF CLIMATE CHANGE<sup>3</sup>

**\$4.4B**  
FROM REDUCTIONS IN AIR POLLUTION RESULTING IN FEWER DEATHS, HOSPITAL VISITS, LOST DAYS OF WORK AND SCHOOL, AND MORE<sup>4</sup>




FOR A TOTAL BENEFIT OF  
**\$13.3B SAVED**

FROM 2000-2016<sup>5</sup>

### GREEN-CERTIFIED BUILDINGS<sup>1</sup>: ENERGY, HEALTH AND CLIMATE BENEFITS

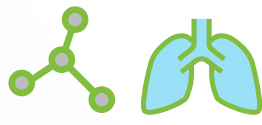
EACH YEAR

**\$4.59/SQ. M.**  
\$0.43/SQ. FT.  
IS SAVED IN ENERGY COSTS

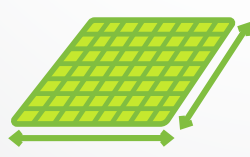


&

**\$3.84/SQ. M.**  
\$0.36/SQ. FT.  
IS SAVED IN HEALTH AND CLIMATE COSTS



FOR A TOTAL SAVINGS OF  
**\$8.43/SQ. M.**  
\$0.79/SQ. FT.  
FOR GREEN-CERTIFIED BUILDINGS



FOR EVERY  
**\$100**  
SAVED ON ENERGY<sup>6</sup>



AN ADDITIONAL

**77¢**

IS SAVED IN HEALTH AND CLIMATE BENEFITS<sup>3,4</sup> ON AVERAGE



Considering that the buildings studied included only LEED<sup>®7</sup>-certified buildings, which are approximately



**1/3** OF THE GLOBAL GREEN BUILDING STOCK,  
the total benefits worldwide would be  
**EVEN GREATER.**

#THEHEALTHFXSTUDY

To learn more about the health co-benefits of green buildings, visit:

**THEHEALTHFXSTUDY.COM**

1 2016 USD, LEED<sup>®</sup> buildings 2000-2016.

2 Energy cost savings were calculated based on the prices for each energy type.

3 Includes carbon dioxide, methane and nitrous oxide and their associated climate damages. These are economic benefits associated with avoiding the negative consequences of climate change – such as the spread of disease and coastal damage.

4 Includes public health impacts from exposure to ozone and PM<sub>2.5</sub>, including deaths, hospitalizations and asthma attacks avoided.

5 The study analyzed LEED-certified buildings in the United States, Brazil, Mainland China, Germany, India and Turkey. This account for 82% of LEED buildings, and 30% of all green-certified buildings.

6 All the obtained cost-saving dollars were converted into 2016 USD, adjusted by the annual Consumer Price Index (CPI) of U.S. city average. BLS, CPI Databases. 2017, Bureau of Labor Statistics.

7 LEED<sup>®</sup> – an acronym for Leadership in Energy and Environmental Design<sup>™</sup> – is a registered trademark of the U.S. Green Building Council<sup>®</sup>.